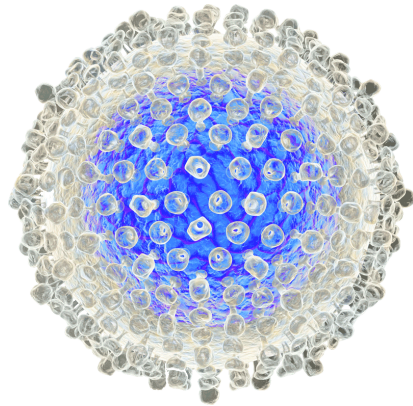
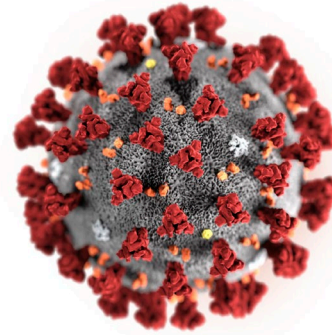




ALIGOS
THERAPEUTICS



Lawrence M. Blatt, Ph.D. **CEO & Co-Founder**

Jefferies Virtual Healthcare Conference
London, November 17-19, 2020

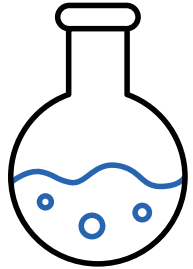
Disclosures

This presentation contains forward-looking statements. All statements other than statements of historical facts contained in this presentation, including statements regarding our future results of operations and financial position, business strategy, prospective drugs and drug candidates, the potential scope, progress, results and costs of developing our drug candidates or any other future drug candidates, the potential market size and size of the potential patient populations for our drug candidates, the timing and likelihood of success of obtaining drug approvals, ability to maintain existing, and establish new, strategic collaborations, licensing or other arrangements, plans and objectives of management for future operations, the scope of protection we are able to establish and maintain for intellectual property rights covering our drug candidates, and future results of anticipated drugs and drug candidates, are forward-looking statements. These statements involve known and unknown risks, uncertainties and other important factors that may cause our actual results, performance or achievements to be materially different from any future results, performance or achievements expressed or implied by the forward-looking statements. Because forward-looking statements are inherently subject to risks and uncertainties, some of which cannot be predicted or quantified and some of which are beyond our control, you should not rely on these forward-looking statements as predictions of future events. The events and circumstances reflected in our forward-looking statements may not be achieved or occur and actual results could differ materially from those projected in the forward-looking statements. Except as required by applicable law, we do not plan to publicly update or revise any forward-looking statements contained herein, whether as a result of any new information, future events, changed circumstances or otherwise. For a further description of the risks and uncertainties that could cause actual results to differ from those anticipated in these forward-looking statements, as well as risks relating to the business of Aligos Therapeutics in general, see Aligos' prospectus filed with the Securities and Exchange Commission on October 19, 2020, and its future periodic reports to be filed with the Securities and Exchange Commission. Except as required by law, Aligos Therapeutics undertakes no obligation to update any forward-looking statements to reflect new information, events or circumstances, or to reflect the occurrence of unanticipated events.

Except where otherwise indicated, the information contained in this presentation speaks as of the date hereof or as of the date at which such information is expressed to be stated, as applicable, and such information may express preliminary estimated, unaudited results which shall be subject to audit or other year-end adjustments and such audited or adjusted results may materially differ from those contained in this presentation.

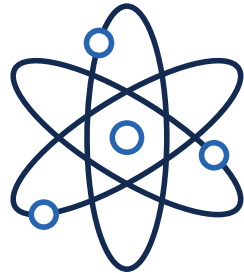
This presentation concerns drug candidates, some of which are undergoing nonclinical studies and others of which are under clinical investigation, and all of which have not yet been approved for marketing by the U.S. Food and Drug Administration. These drug candidates are currently limited by federal law to investigational use, and no representation is made as to their safety or effectiveness for the purposes for which they are being investigated.

Aligos Therapeutics Highlights



Our Mission

Develop novel therapeutics to address unmet medical needs in viral and liver diseases



Our Platforms

Proprietary oligonucleotide and small molecule platforms

Leverage complementary modalities to broaden the range of therapeutic targets we can address



Our Strategy

Develop pharmacologically optimized drug candidates against clinically validated targets

Pursue combination regimens designed to achieve improved treatment outcomes



Our Team

Decades of drug discovery and development experience

Proven track record of success in the areas of viral infections and liver diseases

Our goal is to become a world leader in the development of targeted, antiviral therapies for CHB and COVID-19 and to leverage our expertise in liver diseases to create targeted therapeutics for NASH

Our Platforms, Capabilities and Collaborations

Oligonucleotide Modalities

Small Molecule Chemistry

Chemistry, Manufacturing
and Controls

Biological Sciences

Translational Safety
Sciences

Clinical Sciences and
Operations

ALIGOS
THERAPEUTICS

Rega / CD3
Collaboration COVID Protease

AM Chemicals
Proprietary GalNAc

Agency for Innovation and
Entrepreneurship (VLAIO)

Luxna Biotech
3rd Generation XNA Nucleotides

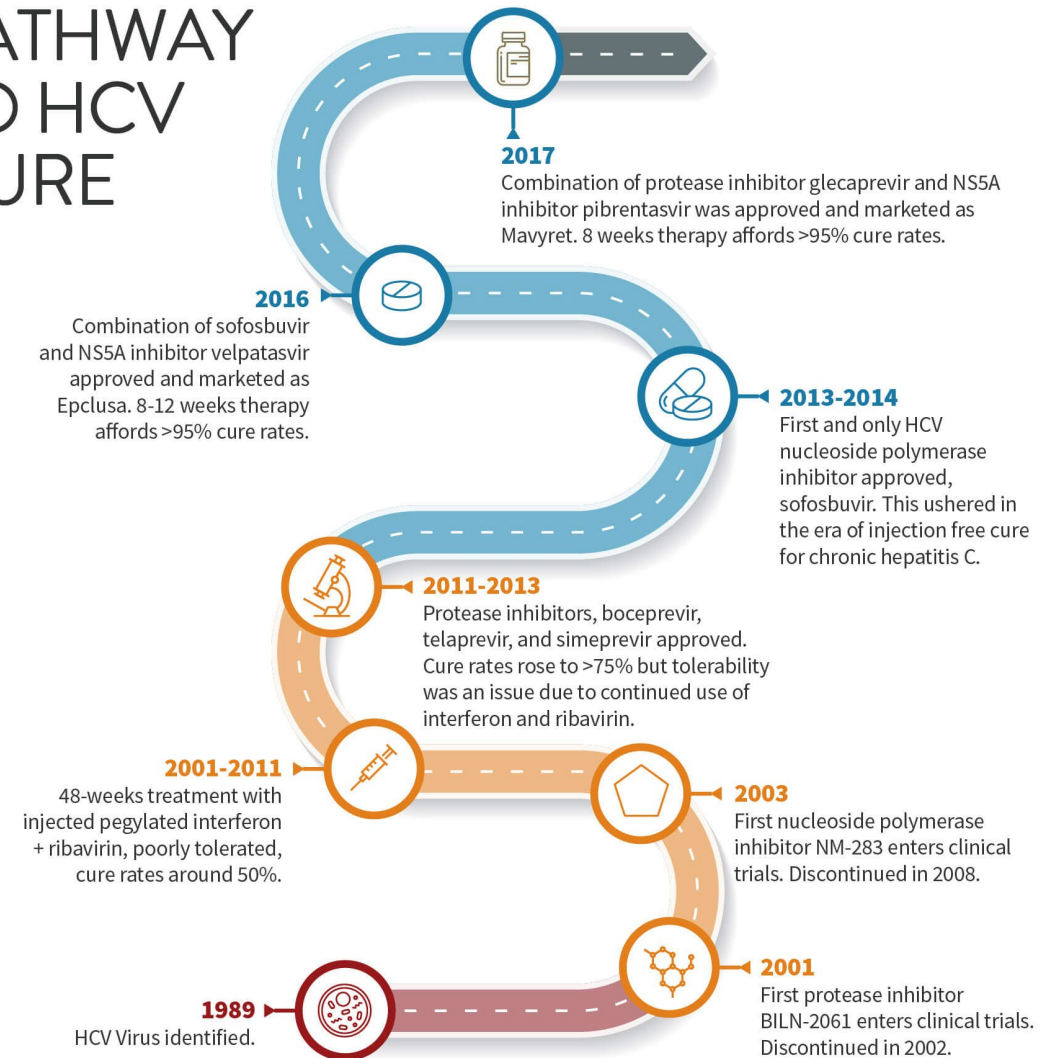
Emory University
CAM IP & Collaboration

Enabling efficient drug discovery in pursuit of optimized combination regimens

A Lesson from Chronic Hepatitis C From First Movers to Best-in-Class Regimens

- Efficacy → Safety → Convenience
- Standard of care treatment until 2011
 - Pegylated interferon + ribavirin
 - 48-weeks, ~50% cure rate, poorly tolerated
- Protease inhibitors
 - First clinical entrant – BILN-2061 (2001)
 - First approvals were boceprevir and telaprevir (2011)
 - Simeprevir was third (2013)
- Nucleos(t)ide analogs
 - First clinical entrant – NM283 (2003)
 - Followed by balapiravir (2004) and IDX-184 (2010)
 - Only approved compound, sofosbuvir (2013)
- Current standard of care includes NS5A inhibitors
 - Cure in 8-12 weeks, >95% cure rate
 - Epclusa: sofosbuvir + velpatasvir (Gilead, 2016)
 - Mavyret: glecaprevir + pibrentasvir (AbbVie, 2017)

PATHWAY TO HCV CURE

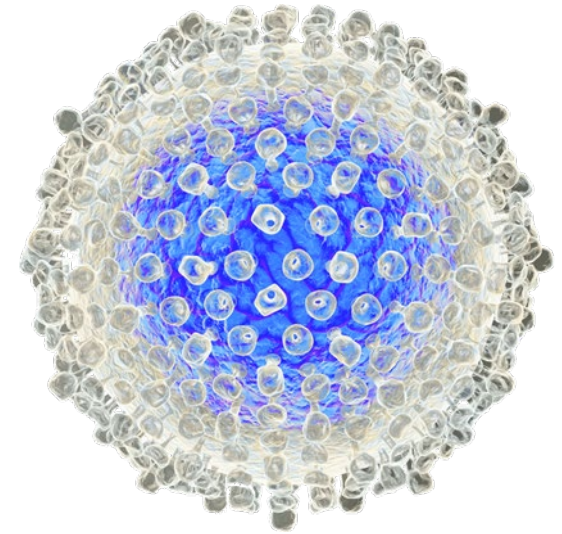


Our Pipeline of Wholly Owned Assets

Candidate	Indication	MOA	Discovery	Nonclinical	Phase 1	Phase 2	Phase 3	Anticipated Milestones
ALG-010133	CHB	STOPS	▶					Initial Phase 1 Data
ALG-000184	CHB	CAM	▶					Initial Phase 1 Data
ALG-020572	CHB	ASO	▶					Phase 1 Start
ALG-125097	CHB	siRNA	▶					Phase 1 Start
ALG-055009	NASH	THR-β Agonist	▶					Phase 1 Start
Discovery	Coronavirus	Multiple	▶					—
Discovery	Liver Diseases	Multiple	▶					—

LEGEND ■ Oligonucleotides ■ Small Molecules ■ Multiple Modalities

Chronic Hepatitis B



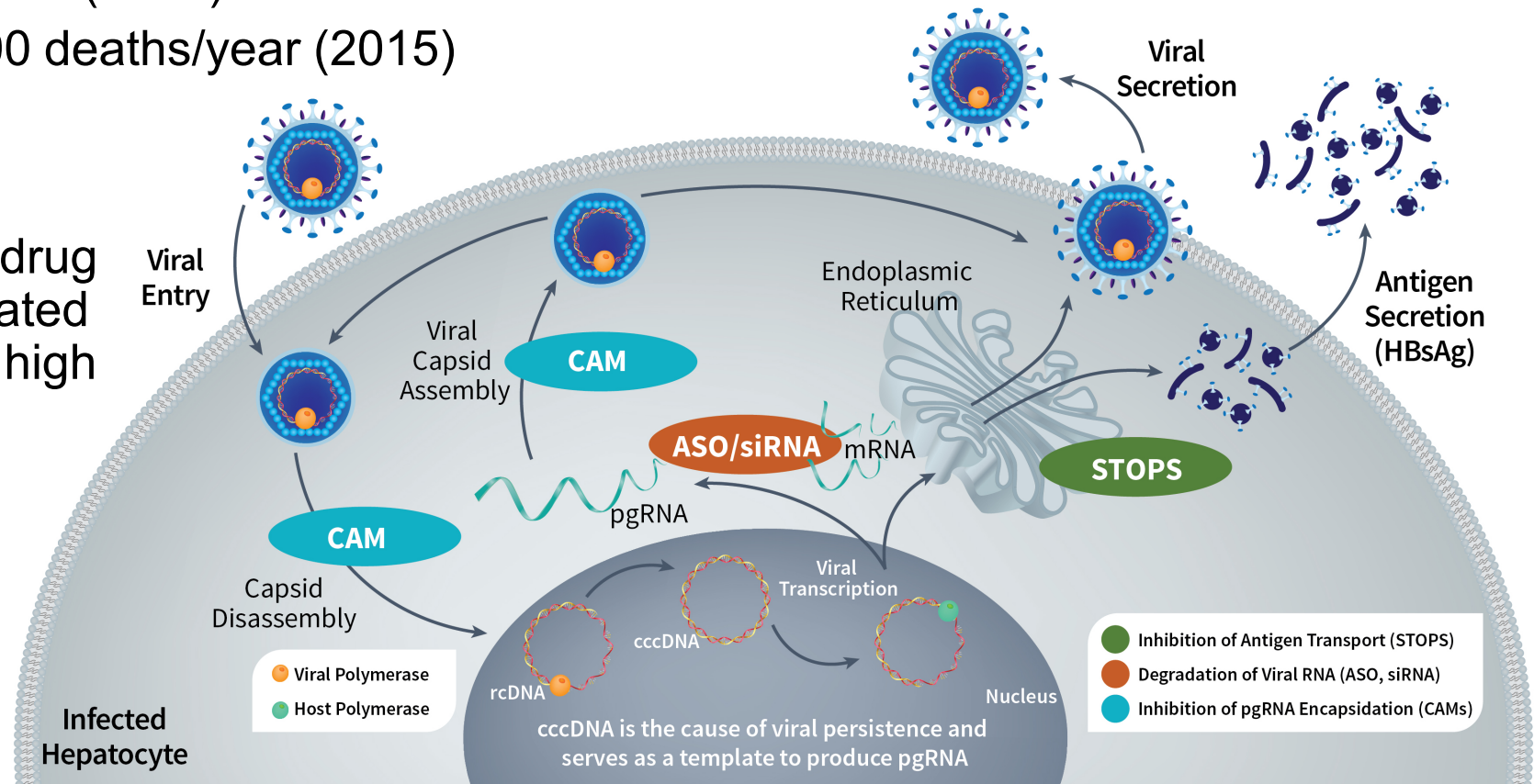
CHB Epidemiology & Our Portfolio

- CHB Epidemiology* - Most common chronic viral infection in world
 - >290 million carriers worldwide (2020)
 - ~8 million in US, EU, Japan (2015)
 - Responsible for ~900,000 deaths/year (2015)

- Our Portfolio

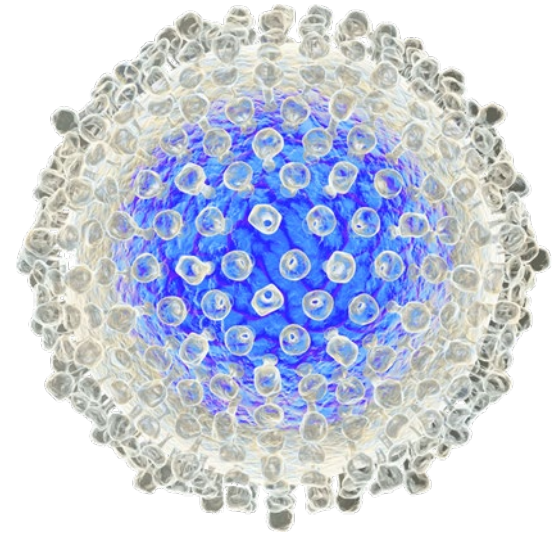
- Potentially best-in-class drug candidates against validated targets with potential for high functional cure rates

- › STOPS™
- › CAM
- › Oligonucleotides
 - ASO
 - siRNA



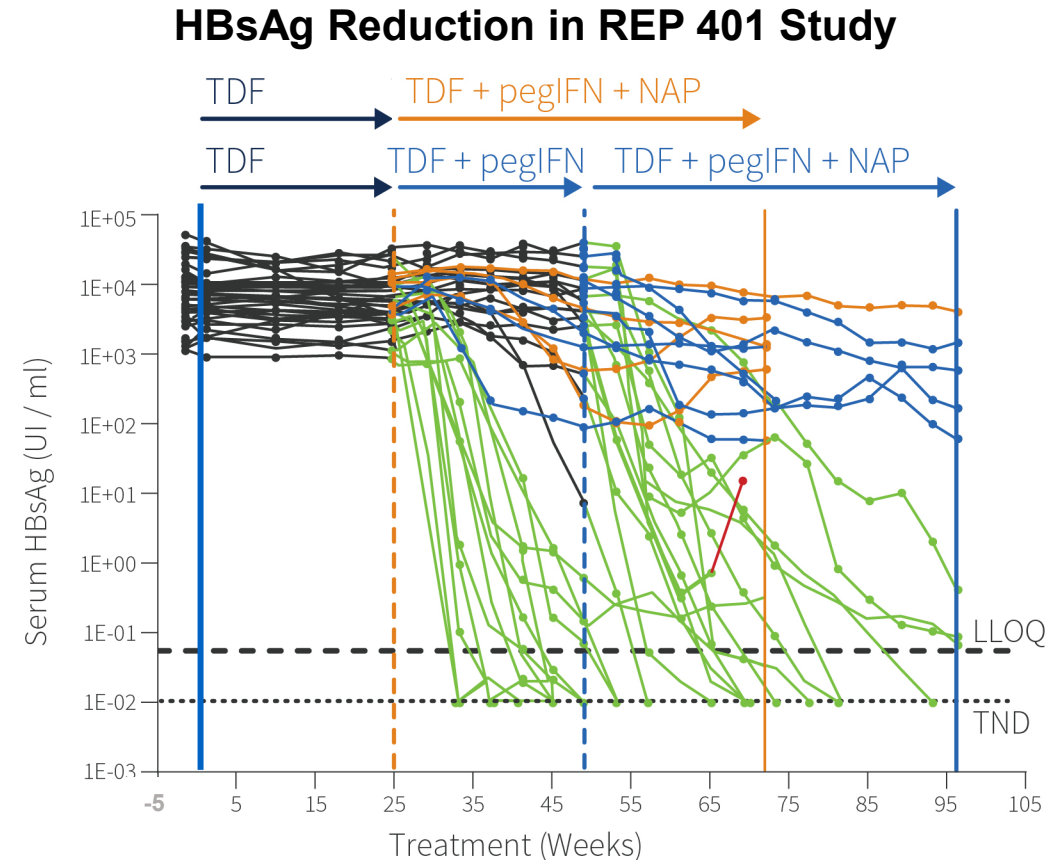
STOPS

ALG-010133, a novel, chemically optimized poly-AC oligonucleotide analog



Poly AC Oligonucleotides Have Clinical Validation

- Replicor 102 Study*
 - REP 2139-Ca Monotherapy
 - 500 mg Q-weekly, 2-hr IV administration
 - Significant reduction in HBsAg observed
- Replicor 401 Study (Figure**)
 - REP 2139-Mg or REP 2165-Mg
 - 250 mg Q-weekly, 2-hr IV administration
 - Triple combination
 - With tenofovir and pegylated-IFN
 - Reported a ~39% functional cure rate***



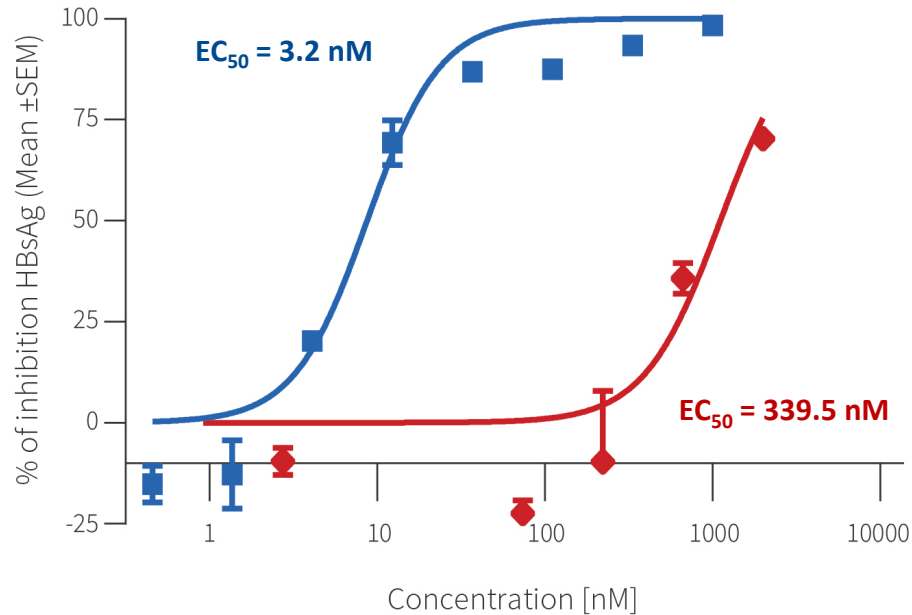
Treatment results in multiple \log_{10} reductions of HBsAg and higher rates of functional cure

ALG-010133

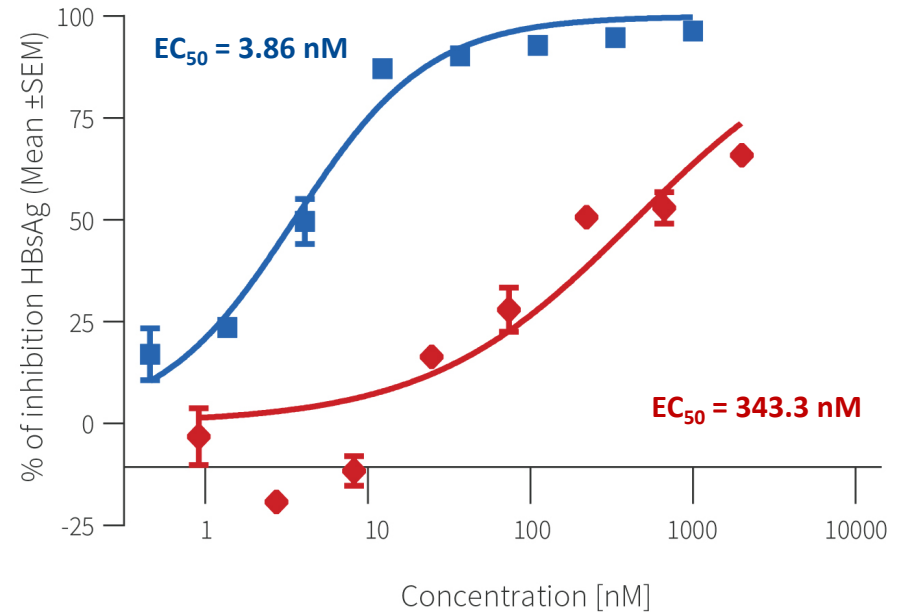
Our Lead STOPS Molecule

Significantly greater potency vs. reference Poly-AC oligonucleotide*

Dose-response curves for ALG-010133 and ALG-010004 induced inhibition of HBsAg in HepG2-NTCP



Dose-response curves for ALG-010133 and ALG-010004 induced inhibition of HBsAg in HepG2.2.15

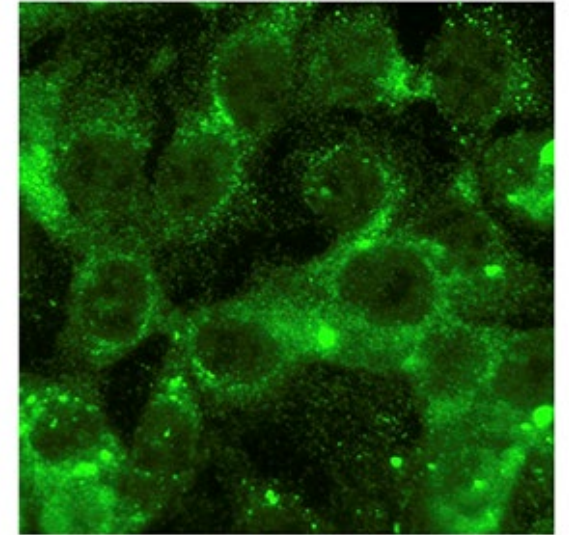


LEGEND ■ ALG-010133 ◆ ALG-010004

Similar potency improvement also seen in primary human hepatic cells

CAM

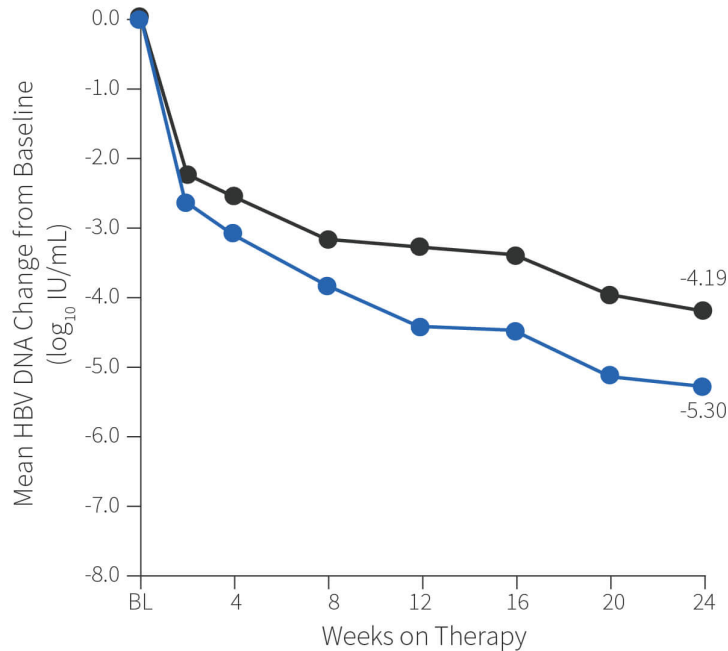
ALG-000184, a prodrug of ALG-001075



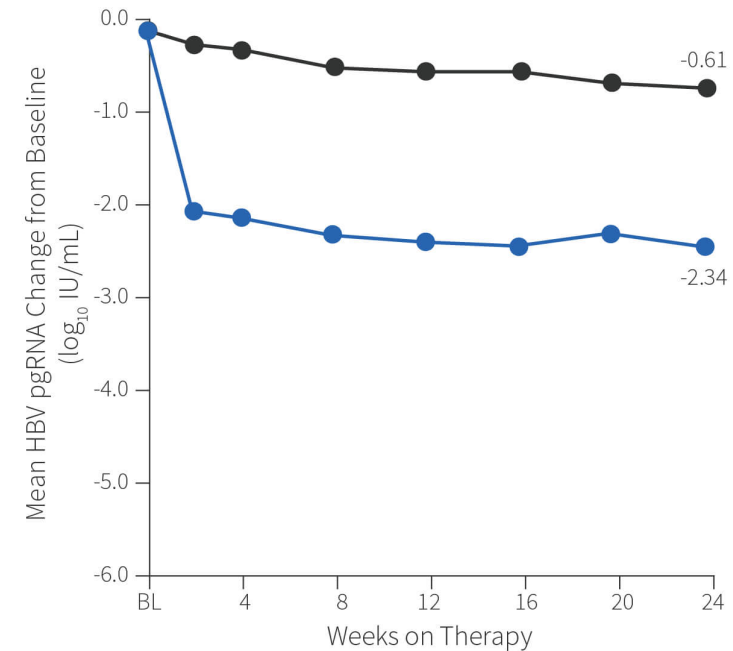
CAMs Have Demonstrated Clinical Anti-HBV Activity

Assembly ABI-H0731 at 300 mg QD in HBeAg (+) treatment naïve CHB patients in combination with the nucleoside analog entecavir

HBV Reductions Greater, Faster in Combination



pgRNA Significantly Reduced in Combination



LEGEND ● entecavir ● ABI-H0731 + entecavir

Unlike nucleoside analogues when used in monotherapy, reductions in HBV pgRNA were also observed

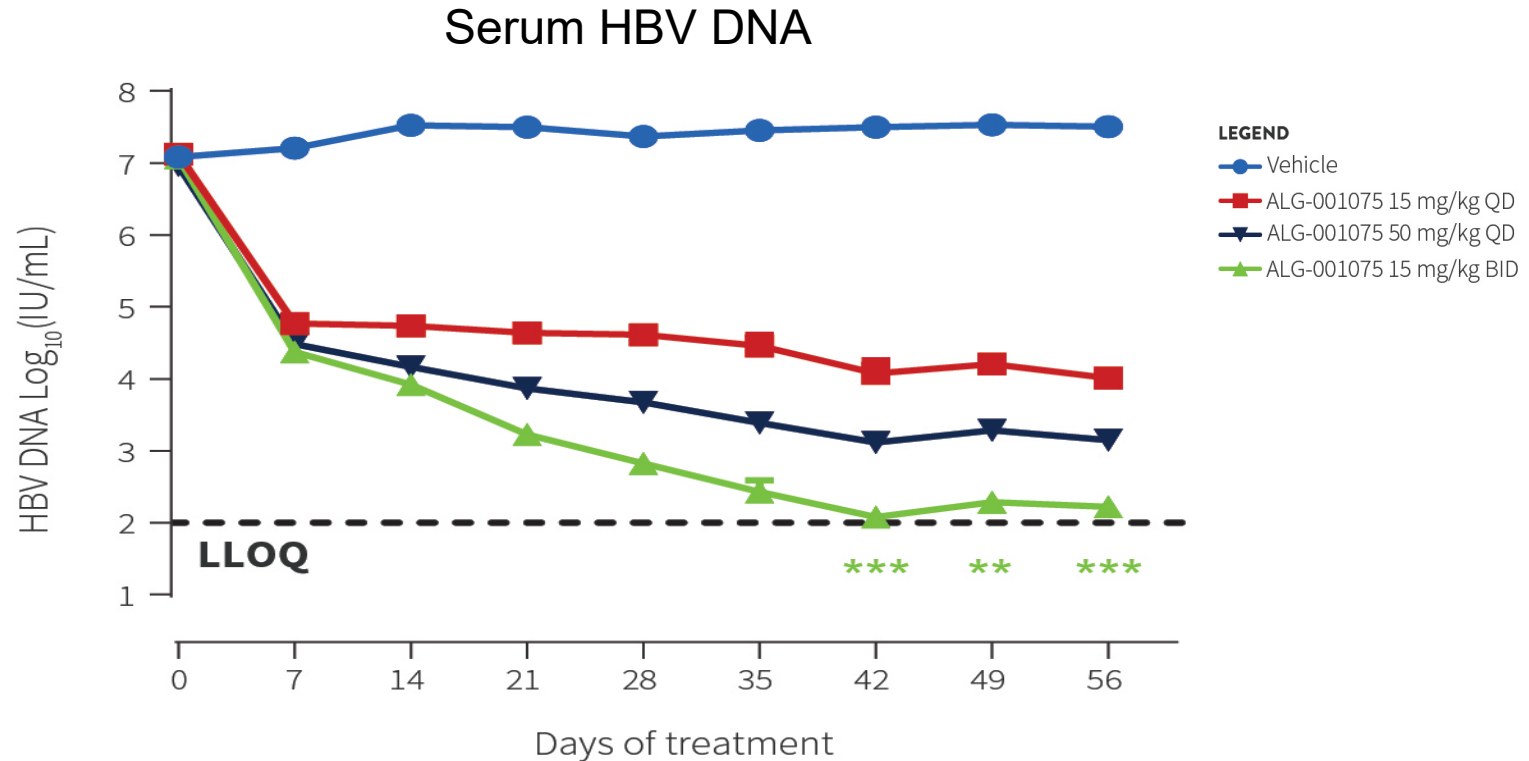
Our CAM Demonstrates Superior In Vitro Potency vs. Other Known CAMs in Clinical Development

Compound	Current Status	HBV DNA reduction (EC ₅₀ nM)	Cell Type
Assembly ABI-H0731	Phase 2	172	AD38
Assembly ABI-H2158	Phase 2	22	AD38
Assembly ABI-H3733	Phase 1	5	AD38
Janssen JNJ-6379	Phase 2	54	HepG2.117
Janssen JNJ-0440	Completed Phase 1	12	HepG2.117
Enanta EDP-514	Phase 1	17	HepG2.2.15
Aligos ALG-000184	Phase 1	0.63	HepG2.117
		0.53	HepG2.2.15

With the exception of ALG-000184, data was sourced from publicly available literature, posters and presentations. ALG-000184 data was generated by Aligos on the parent compound ALG-001075.

ALG-001075

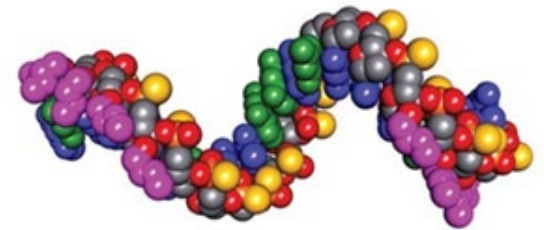
Potent In Vivo Activity in the AAV-HBV Mouse Model



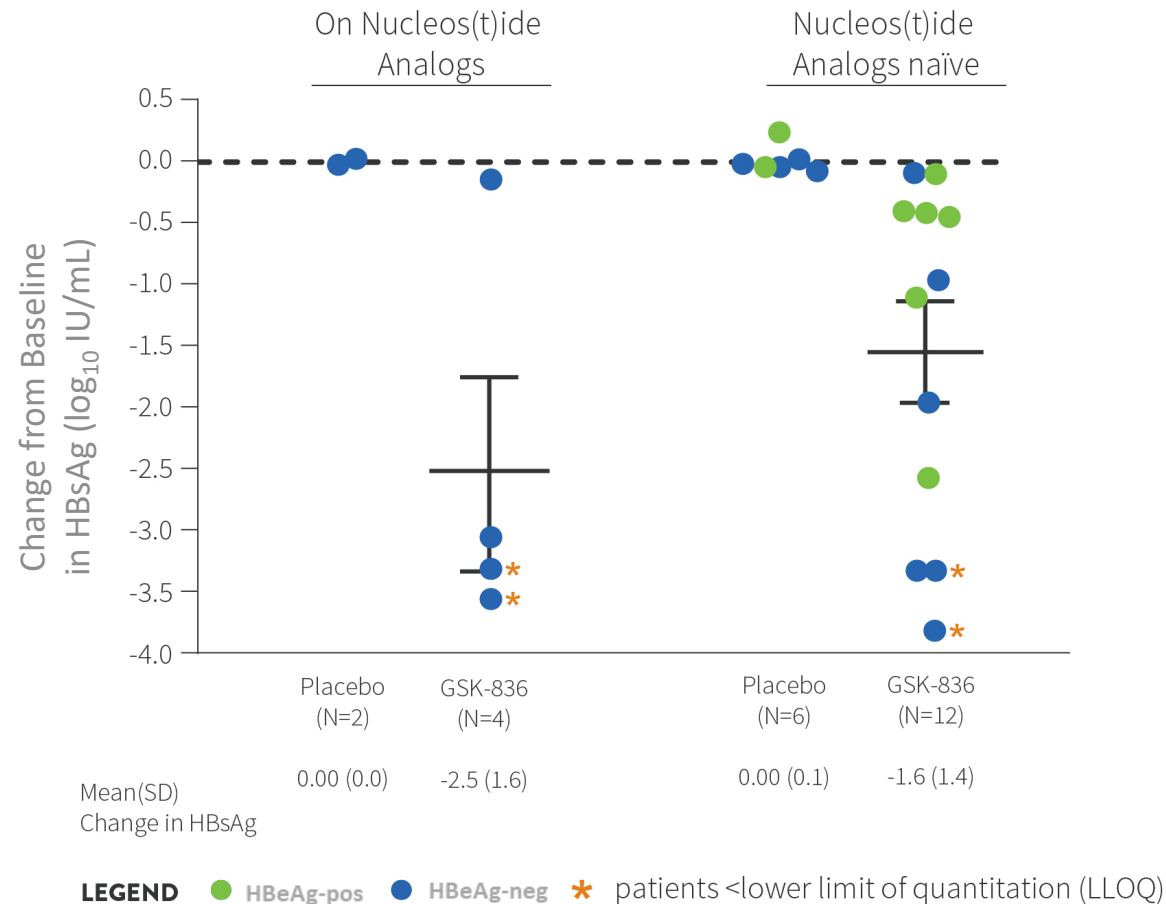
Dose dependent reductions in HBV DNA observed across treatment groups
>5 log₁₀ IU/mL reduction in HBV DNA relative to placebo in the 15 mg/kg BID treatment group

Oligonucleotide Approaches

ASO (ALG-020572)
siRNA (ALG-125097)



ASOs Have Demonstrated Clinical Anti-HBV Activity



HBsAg reductions at Day 29 among nucleos(t)ide analog (NA) naïve and treated CHB patients receiving six doses of 300 mg GSK-3228836 or placebo over 22 days

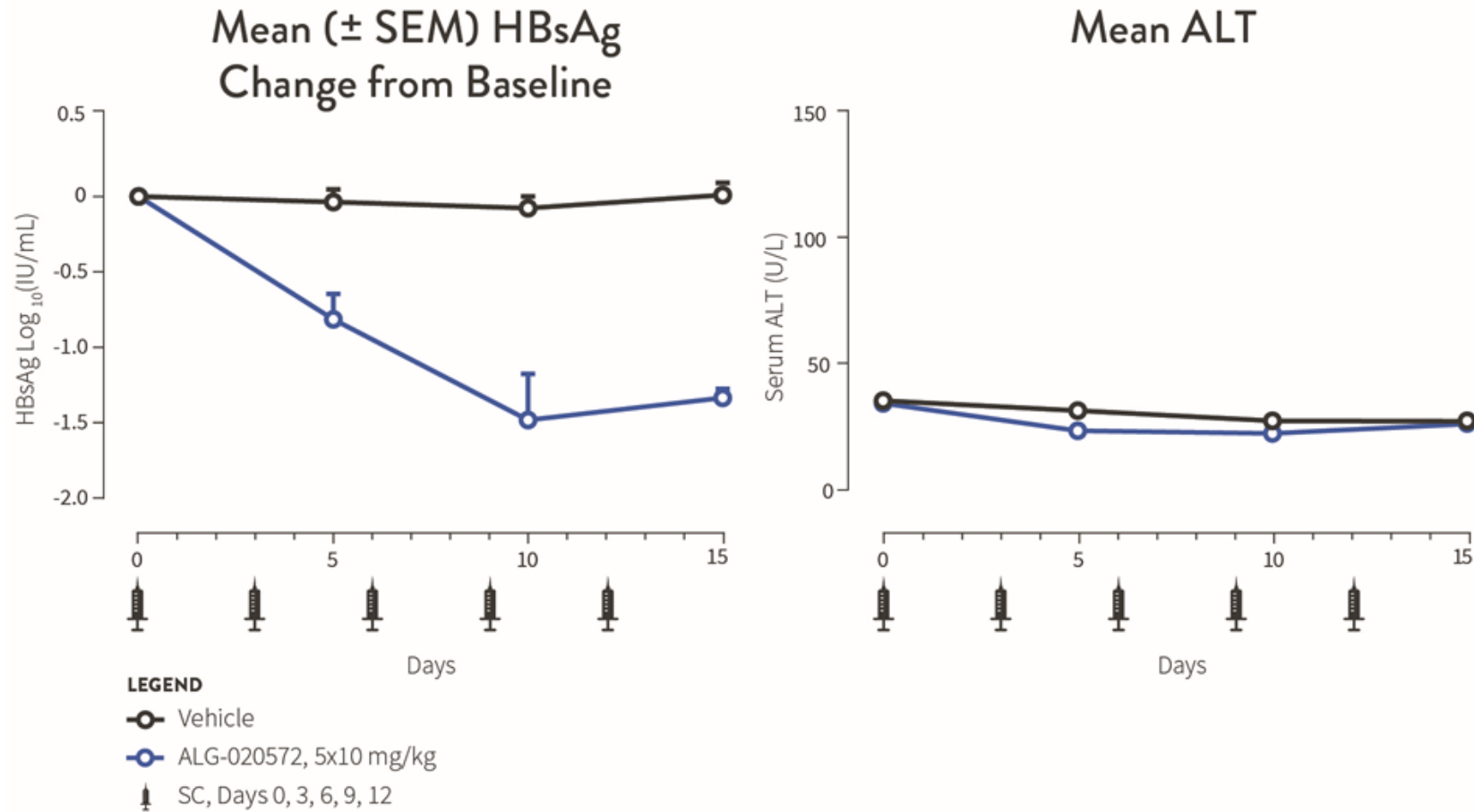
ALG-020572

Discovery of our ASO Drug Candidate

- We have utilized our bioinformatics approach in the selection and optimization of novel ASO constructs
- We optimized our sequences using our proprietary Luxna Biotech chemistries to potentially enhance in vitro potency, stability and safety
 - Luxna xeno nucleic acids (XNA) are 3rd generation bridged nucleic acids (BNA) that may improve nuclease resistance and reduce hepatotoxicity
- Potent ASOs were conjugated to our proprietary AM Chemicals GaINAc ligands for targeted liver delivery
- This approach has led to the selection of our ASO drug candidate ALG-020572

ALG-020572

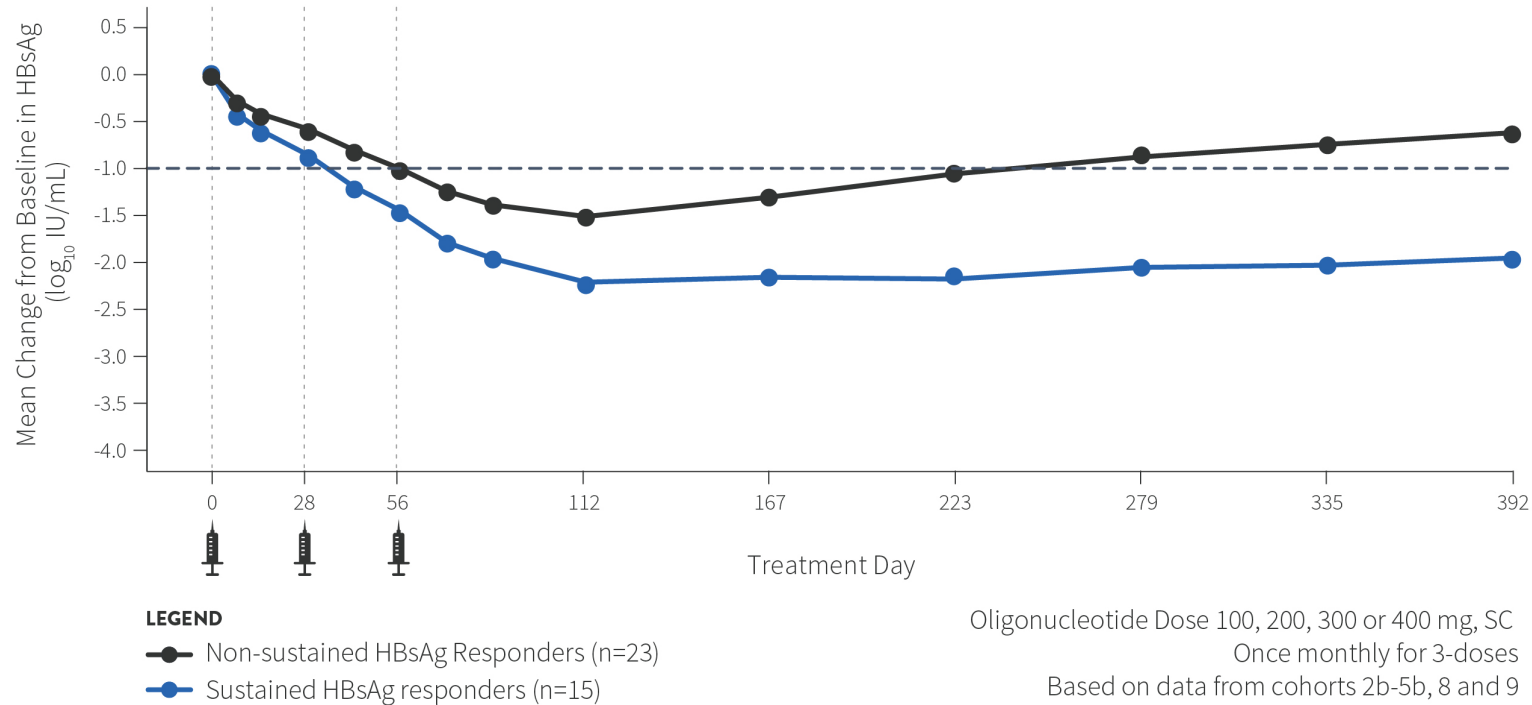
Our ASO Drug Candidate in the Mouse AAV-HBV Model



Potent in vivo activity of ALG-020572 in the AAV-HBV mouse model without ALT elevation

siRNAs Have Demonstrated Clinical Anti-HBV Activity

JNJ-3989, a GalNAc conjugated, dual (X + S) trigger siRNA



JNJ-3989 in combination with a nucleos(t)ide analog demonstrated durable HBsAg reductions following three monthly doses

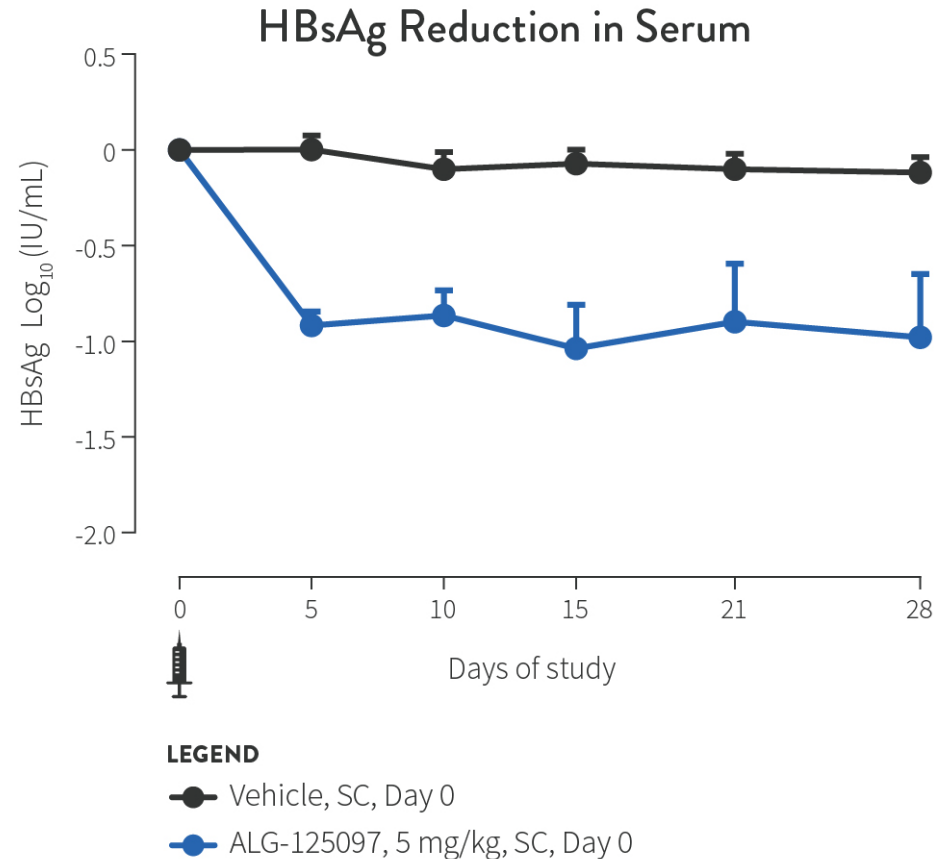
ALG-125097

Discovery of our siRNA Drug Candidate

- We have utilized our bioinformatics approach in the selection and optimization of novel siRNA target sequences
- We optimized siRNA sequences using our proprietary technology including chemical modifications and liver targeting conjugation to maximize in vivo potency
- Our approach to developing siRNAs may have safety, stability and potency advantages over ASOs and other siRNAs
- ALG-125097 has optimized chemistry enabling potency and durability in nonclinical animal models of CHB

ALG-125097

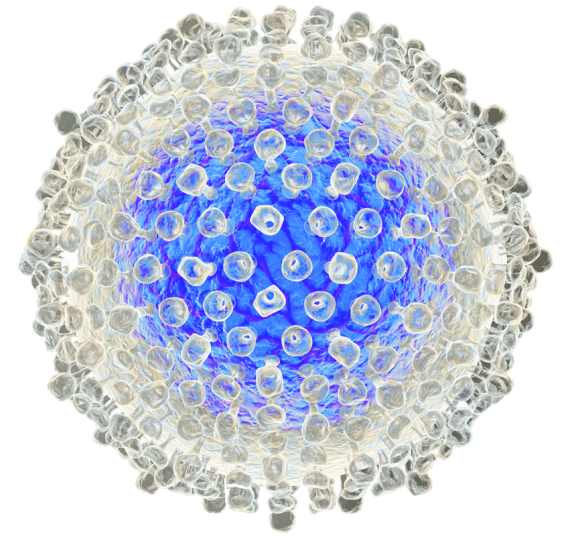
siRNA Drug Candidate in the Mouse AAV-HBV Model



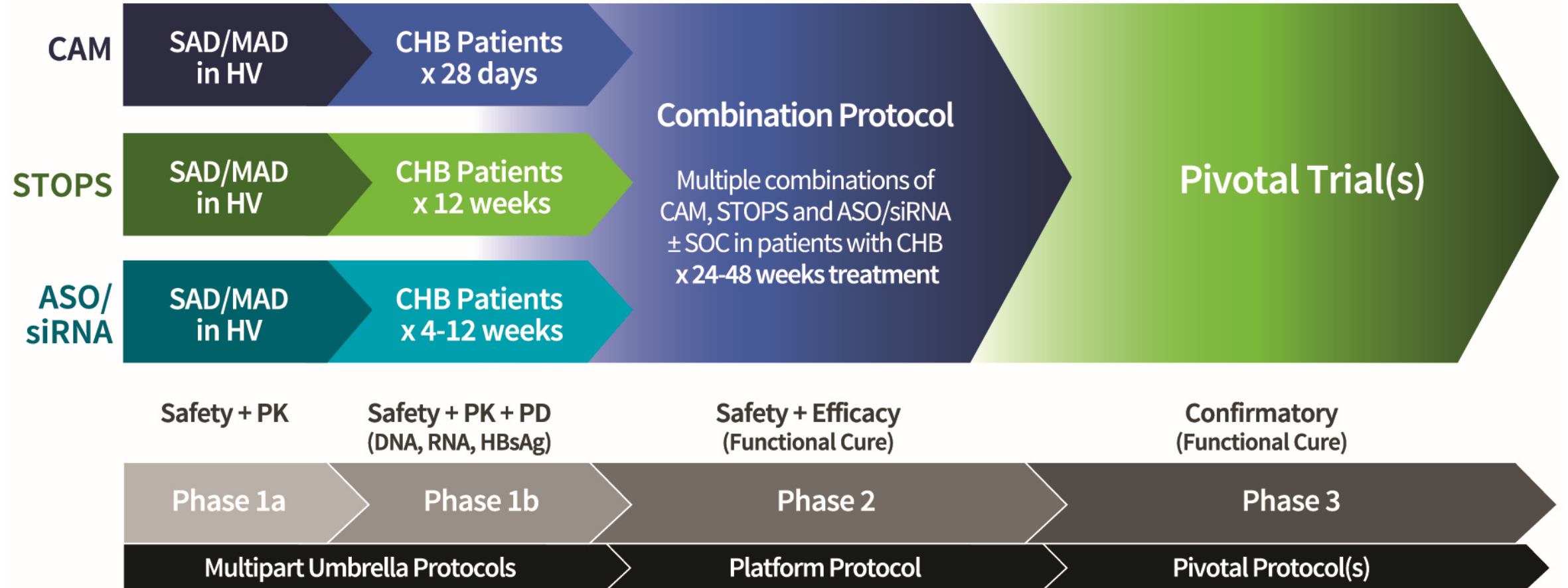
Potent and sustained antiviral activity following a single dose through 28-days of monitoring

Chronic Hepatitis B

Clinical Development Combination Strategy

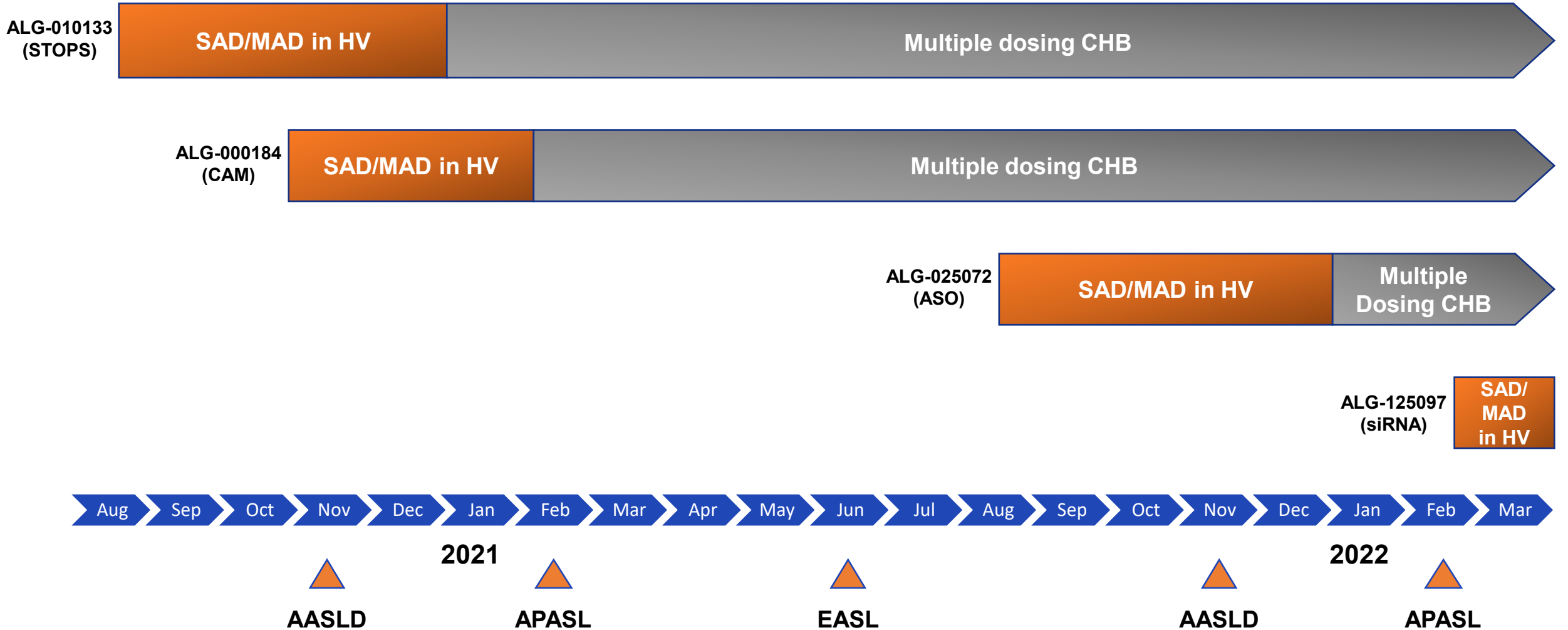


Our CHB Clinical Development Strategy



Aligos CHB Clinical Development Timelines

Phase 1 Target Timelines*



NASH

ALG-055009



THR-β Agonists are Clinically Validated

THR-β Drug [^]	Serum LDL Lowering [*]	Liver Fat Reduction at 12 Weeks [*] (MRI-PDFF)	NASH Resolution Without Fibrosis Worsening [*] at 36 weeks (Liver Biopsy)
Resmetirom ^{**}	17.3% (30 weeks)	22.5%	18.2%
VK-2809 ^{***}	21.8% (12 weeks)	49.2%	—

THR-β agonists have demonstrated beneficial effects on serum lipid levels and liver histology

[^]All dose levels pooled.

^{*}Placebo corrected values.

^{**} In patients with NASH, Harrison, Lancet, 2019. Resmetirom = MGL-3196.

^{***} In patient with NAFLD, hyperlipidemia, Loomba, AASLD, 2018.

LDL: Low Density Lipoprotein, MRI-PDFF: magnetic resonance imaging proton density fat fractionation.

ALG-055009

More Potent and Selective In Vitro than MGL-3196 and VK-2809

Relative THR- α and THR- β Activity in Cell-Based Assays

	EC ₅₀ α (nM)	EC ₅₀ β (nM)	Relative THR- β Selectivity (α/β)
T3	14.2	11.6	1.2
MGL-3196	5927	2366	2.5
VK-2809 parent	366	269	1.4
ALG-055009	191	50	3.8

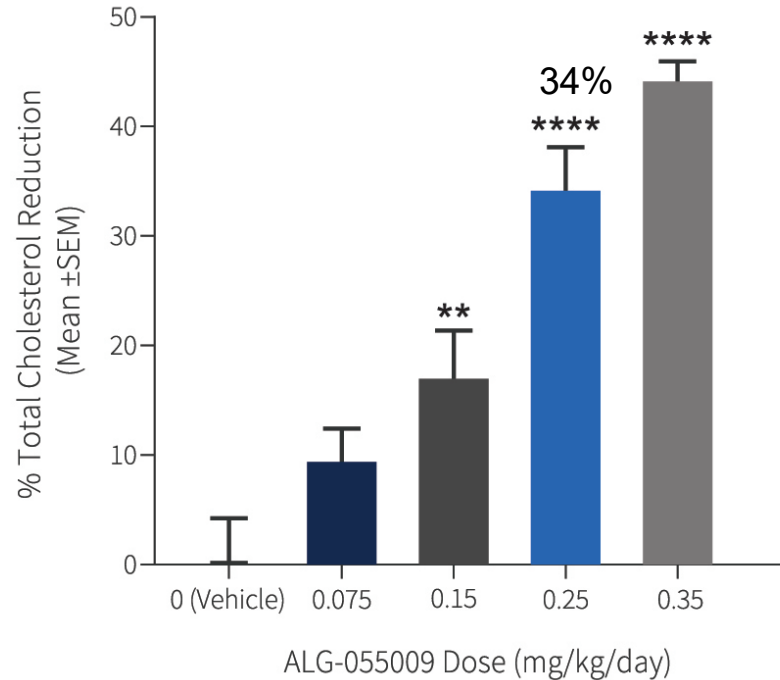
In vitro, ALG-055009 is 5-47x more potent compared to resmetirom (MGL-3196) and 2-3x more selective for THR- β than VK-2809*

High β selectivity and potency may improve risk-benefit profile

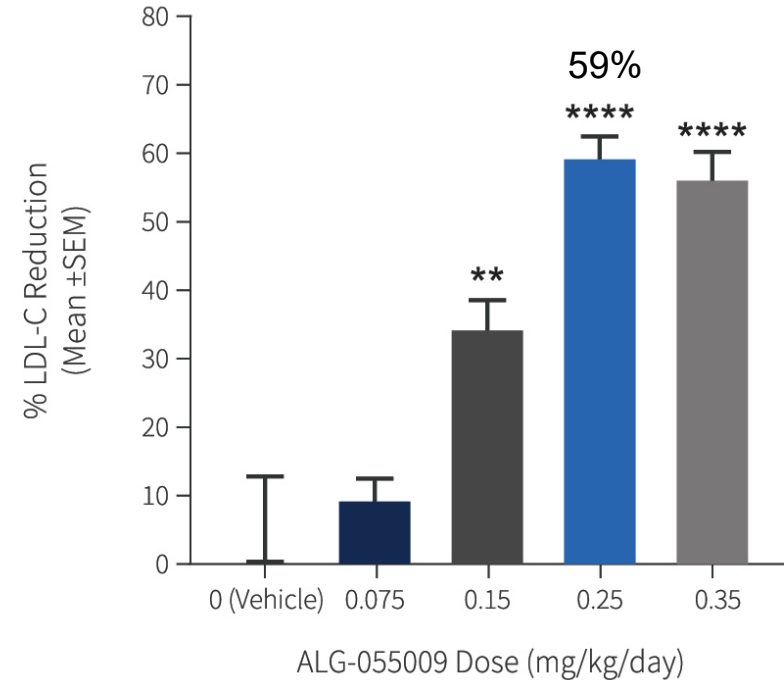
ALG-055009

Dose-Related Effect on Serum Lipids in the DIO Mouse Model

Total Cholesterol Reduction on Day 28



LDL-C Reduction on Day 28



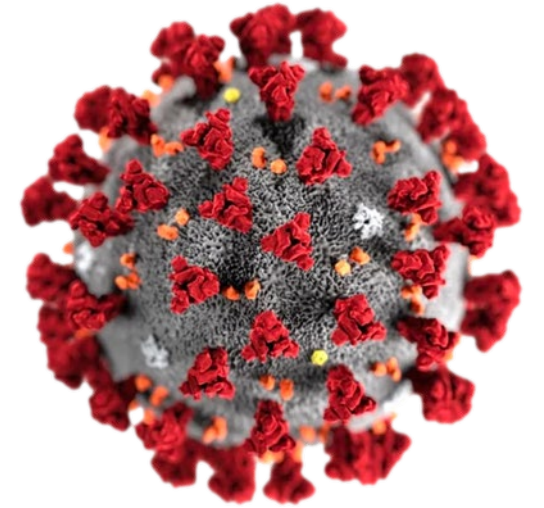
** p ≤ 0.01 **** p ≤ 0.0001

0.25 mg/kg ALG-055009 resulted in greater serum lipid reductions in the DIO model compared to what has been previously reported for VK-2809 and resmetirom at exposures equivalent to Phase 2b/3 clinical doses without a thyroid hormone safety signal

Our NASH Strategy

- Advance our lead THR- β drug, ALG-055009
 - Phase 1 proof of concept study planned for 2021-2022
 - › Provide clinical confirmation of the safety, PK and efficacy advantages identified in nonclinical studies
 - › Data readouts expected to begin in 2022
- Madrigal Phase 3 and VK-2809 Phase 2b readouts are expected in late 2021 through early 2022
 - We believe that enthusiasm for the THR- β MOA is likely to be high following these data
- If enthusiasm for the MOA is high, we plan to partner ALG-055009 with a NASH company with a complementary MOA

Coronavirus



Our Approach to Developing a Broad Coronavirus Treatment

- We are leveraging our virology and chemistry expertise to develop purpose-built drugs with distinct MOAs
 - Coronavirus protease inhibitors in collaboration with CD3/Rega at KU Leuven
 - Oligonucleotides
- We are aiming to develop drug candidates that
 - Are broadly active against diverse coronaviruses
 - Have a high barrier to resistance
 - Have a therapeutic window compatible with prophylaxis and treatment
 - Can be combined to prevent emergence of resistance and provide broader strain coverage
- We are prioritizing regimens with MOAs that may offer therapeutic benefit for potential zoonotic coronavirus transmissions in the future

Coronavirus Protease Inhibitor Collaboration CD3/Rega at KU Leuven

**Centre for Drug Design
and Discovery (“CD3”)**



CD3

CENTRE FOR
DRUG DESIGN
AND DISCOVERY

**Identified multiple nM
potent coronavirus
protease inhibitors**

**Rega Institute
Professor Johan Neyts
KU Leuven**

ALIGOS
THERAPEUTICS

Aligos Therapeutics Summary

- We have assembled a world-class team with a proven track record of success
- Strong management team supported by top tier investors
 - \$100M* Series A in September 2018, \$125M** Series B in December 2019 / October 2020
 - \$167.2M gross proceeds from our IPO in October 2020 and the underwriters exercise of its over-allotment option
- We are advancing multiple drug candidates with clinically-validated MOAs with the goal of rapidly developing optimized combination regimens
 - CHB
 - › STOPS molecule Phase 1 clinical trial initiated in August 2020 (ALG-010133)
 - › CAM Phase 1 clinical trial initiated in October 2020 (ALG-000184)
 - › ASO and siRNA oligonucleotide compounds are planned to advance into the clinic
 - NASH
 - › We are planning to advance ALG-055009 into clinical development and partner after Phase 1
 - Coronavirus
 - › We have identified multiple nM potent coronavirus protease inhibitors

ALIGOS

THERAPEUTICS
